



Offering you **51 years** of  
experience and dedication.



Product Catalog 2019

# Table of Contents

Meet the Staff.....	2
Powder, Gel, & Oil.....	3-5
Complete Kits.....	6-8
Ultra Violet Lights.....	9-10
Using Glo Germ.....	10-14
Training Materials.....	15-16
Miscellaneous Products.....	17
Social Media.....	18
Sore No More.....	19-20
Order Form.....	21-22
Mission Statement.....	Back Cover



**Joe Kingsley**  
President  
moabking@gmail.com



**Britta Kingsley**  
Vice President  
moabqueen@gmail.com



**Christa Windsor**  
Operations Manager  
christa@glogerm.com



**Carl Windsor**  
Shipping & Receiving Manager  
carl@glogerm.com



**AJ Windsor**  
Production  
aj@glogerm.com

# Powder, Mist, Gel & Oil

## Glo Germ Powder

The Glo Germ Powder comes in a 4 ounce (by volume) bottle (1.9 ounce by weight) and is used to demonstrate proper surface cleaning as well as the spread of germs, especially in the area of cross-contamination. Each bottle is good for hundreds of demonstrations since only a very small amount is used each time. Brilliant White, Orange or Yellow.

**GGP(White).....\$17.50**

**GGOP(Orange).....\$17.50**

**GGYP(Yellow).....\$17.50**

**Buy 3 or more and save \$1 per bottle**



## Glo Brush Applicator

The adjustable flow Glo-Brush lets you apply a thin layer of Powder to any surface quickly and without waste. The Glo-Brush has a refillable Powder reservoir and a cover to protect bristles. It is especially useful in training for cross-contamination, bio-terrorism preparedness training and PPE doffing. This product comes with The Glo Germ Powder in a 4 ounce (by volume) bottle (1.9 ounce by weight) in Brilliant White.

**GA.....\$48.50**



# Glo Germ Oil

The original formula since 1968. Glo Germ Oil shows up bright orange under UV light. This product comes in an 8 ounce bottle and is used to demonstrate proper handwashing. Oil is used in the medical field where greater accuracy is required. Oil may stain clothing and some surfaces. Each bottle is good for 75 to 100 applications.

**GGO80.....\$18.95**

**Buy 3 or more and save \$1 per bottle**

# Glo Germ Gel

The Gel is recommended where staining may be of concern. The Gel shows up brilliant blue-white under UV light. Comes in an 8 ounce bottle and is used to demonstrate proper handwashing. This product is more user-friendly than Glo Germ Oil. Each bottle is good for 75 to 100 applications. For larger quantities Gel can be purchased by the gallon.

**GGG80.....\$18.95**

**Buy 3 or more and save \$1 per bottle**

**Gallon.....\$271.20**

# Glo Germ Mini Gel

For greater convenience, you can get Gel in a 2 ounce bottle. This is the same great product as the 8 ounce version. Used to demonstrate proper hand washing.

**MG20.....\$6.50**

**Get 5 for the cost of 4**

**MG205FPO4.....\$26.00**





## Glo Germ MIST Spray Canister

Glo Germ MIST Spray Canister. This is an aerosol free, easy to use pump canister for airborne microbe simulation. To be used with MIST Refill.

**SPRAY CANISTER ONLY, NO PRODUCT INCLUDED**

**MISTSC.....\$30.00**



## Glo Germ MIST Refill

Glo Germ MIST Refill in an 8 ounce bottle. This product is to be used with the Glo Germ MIST Canister

**RFMIST.....\$16.75**



## Glo Germ MIST Combo

Glo Germ MIST Combination pack includes the Glo Germ MIST Spray Canister and an 8 ounce Refill

**MSTCMB.....\$40.25**



## Surface Cleaning Detection Gel

Used to test for proper cleaning of **non-porous**, hard surfaces. 2 fluid ounces.

**SCD.....\$9.95**

# Complete Kits

## Glo Germ Mini Kit

The Mini Kit was designed to teach 30 to 50 people proper hand washing. This is a great product for teaching smaller groups or a one time training. The Mini Kit contains one 2 ounce bottle of Gel, the ultra-violet keychain light, and the informative Trainers Manual.

**GGMK.....\$11.00**



## Premium Mini Kit

The Premium Mini Kit includes the 1003 lamp, three AAA batteries, a 2 ounce bottle of Glo Germ Gel, a 1.2 ounce Glo Germ Powder, Trainers Manual and a set of Activity sheets. This kit is excellent for hand washing training (up to 50 demonstrations) and cross contamination demonstration and testing.

**PMK.....\$36.95**





## Glo Germ Basic MIST Kit

This is our most basic MIST Kit. It contains the Glo Germ MIST Spray Canister, 8 ounce MIST Refill, a 21 LED UV Flashlight and three AAA batteries.

**KTMST.....\$73.50**



Kit pictured with Gel

## MIST Deluxe Kit Gel/Oil

Our MIST Deluxe Kit contains the Glo Germ MIST Spray Canister, 8 ounce MIST Refill, Glo Germ Gel/Oil (8 ounce), Glo Germ Powder (4 ounce), Surface Cleaning Detection Gel (2 ounce), 21 LED UV Flashlight, and three AAA batteries all in our hard plastic carry case

**MSTDLXG (Gel).....\$133.75**

**MSTDLXO (Oil).....\$133.75**



## Glo Germ Classroom Kit

This Kit comes in an easy to carry, plastic case with an 8 ounce Glo Germ Gel, 21 LED UV Flashlight, three AAA batteries, 25 Nanobugs temporary tattoos, Buster Mascot, 25 Activity Booklets, 25

Pencils, a Glo Germ Nail Brush, 1 laminated Classroom Hand washing log, Digital Download of our Home Hand Washing Log and your choice of 1 Laminated Hand Washing Poster.

**GGCRK.....\$225.00**



## Glo Box Kit 1006 Gel/Oil

The Glo Box Kit contains a fold flat Glo Box, one 8 ounce bottle of Glo Germ Gel/Oil, a 4 ounce Glo Germ Powder, a 21 LED UV Flashlight, and three AAA batteries in our hard plastic carry case.

**GK6G(Gel).....\$135.50**

**GK6O(Oil).....\$135.50**



Kit pictured with Gel

## Kit 1006 Gel/Oil

This Kit contains a hand-held 21 LED ultra-violet flashlight, an 8 ounce bottle of Glo Germ Gel/Oil, 4 ounce bottle of Glo Germ Powder, three AAA batteries in a case.

**K1G2(Gel).....\$92.50**

**K1O2(Oil).....\$92.50**



Kit pictured with Oil

## Kit 1003 Gel/Oil

This Kit contains a hand-held 9 LED ultra-violet flashlight, an 8 ounce bottle of Glo Germ Gel/Oil, a 4 ounce bottle of Glo Germ Powder, and three AAA batteries in a case.

**K1G1(Gel).....\$71.50**

**K1O1(Oil).....\$71.50**



Kit pictured with Gel

# Ultra Violet Lights



## UVL 1003

This powerful 9 LED focused ultraviolet flash light is light weight and compact. This light features an anodized aluminum no-slip grip and strap. Turn on to inspect hands and surfaces. Three AAA batteries included.

UVLL1003.....\$20.50



## UVL 1006

Our most powerful Ultra Violet Lamp, this 21 LED flash light provides a focused beam of UV light that will fluoresce Glo Germ in broad daylight! Featuring a push button for easy on and off; this lamp is anodized black and comes with a strap. Three AAA batteries included.

UVLL1006.....\$35.50

## Glo Box & 1006 Light

The Glo Box is a soft shell, foldable box that will allow you to do demonstrations in brightly lit surroundings. Designed to block ambient light and provide a vivid display of simulated germs. This item comes with a 21 LED UV Flashlight (batteries included) and the foldable Glo Box.



GLT6.....\$87.50

Get just the Glo Box

GLBX.....\$67.50

# Using Glo Germ

## SURFACE CLEANING

1. Lightly dust a small amount of Glo Germ Powder over an entire surface area.
2. Clean the surface until all visible Powder disappears.
3. Pass the UV lamp over the surface, the remaining traces of Powder will glow on the areas that were not cleaned thoroughly.

\*Please Note: Glo Germ products will not show actual germs. The “glowing germs” you will see is the Glo Germ product itself. All of our products are intended to simulate germs and bacteria.



# Using Glo Germ

## TO USE THE MIST

1. Remove Metal Cap.
2. Slowly open MIST Spray Canister, using caution if sprayer is still pressurized. Pressure can be released by slowly twisting the top of cap on Canister.
3. Shake MIST Refill bottle and pour into MIST Spray Canister. Be sure to not fill the MIST Spray Canister more than half way.
4. Tighten sprayer lid, using caution that all seals are aligned.
5. Shake well and pump MIST Spray Canister lid 12 times or until mildly firm.



**For use on Surfaces:** Evenly coat surface(s) of test area. After a 3 – 5 minute dry time, Glo Germ MIST is virtually invisible to the naked eye. The product will spread much like actual microbes to reveal where dangerous practices can lead to cross-contamination.

**For use in air:** A quick spray into the air will simulate a sneeze or cough. To simulate further airborne bacteria, spray for two seconds in a sweeping circular motion.

**CAUTION:** The same characteristics that make Glo Germ MIST behave like real germs, also make it hard to contain. Glo Germ MIST may remain suspended in the air for up to 5 minutes. Contact lens wearers may find it irritating. MIST may also spread and be hard to remove from certain surfaces and clothing. We recommend some trial usage in test areas, prior to a training event, to eliminate these problems.

## FOOD CROSS-CONTAMINATION

1. Sprinkle Glo Germ Powder very lightly over a head of lettuce, tomato or another fruit or vegetable to be processed by trainees, Powder is not visible in ordinary light. (Food used is to be discarded after demonstration.)



2. Have trainees process food using their normal procedure and kitchen utensils.

3. Use UV lamp to show how the “glowing germs” are spread to hands, cutting boards, knives and to other foods.

**Are you more of a visual learner? Visit our  
Glo Germ Company YouTube Channel for  
How-To-Videos.**



# Using Glo Germ

## HAND WASHING TRAINING

1. Shake the bottle of Glo Germ Oil well and place a small amount, about the size of a quarter, into the palm of one hand and spread the product over both hands completely, as if applying hand lotion. Be sure to cover hands completely (particularly under nails, around cuticles and between fingers). Wipe off excess with paper towel. Do not let Glo Germ Oil contact clothing as staining may result. When using white Glo Germ Gel, use same procedure with an amount the size of a nickel. Wiping off excess is usually not necessary.

2. Place hands under UV lamp to view “glowing germs” that exist before hand washing.

3. The amount of effort required to remove the simulated germs is equal to that of removing most bacteria.

4. After washing hands, place them under UV lamp, paying special attention to thumbs, cuticle beds and between fingers. The UV lamp reveals the remaining “germs” as proof of improper hand washing.



**TIP:** Complete removal of Glo Germ with normal washing is more difficult if skin is chapped or cracked, indicating that bacteria is also harder to remove. This will require a hand care regimen with a quality lotion twice daily and a judicious use of a hand sanitizing gel.



1. Apply Glo Germ Oil or Gel to hands per instructions.



2. Hold hands under UV lamp to show "glowing germs".



3. Wash hands with soap and water as usual.



4. Check hands under UV lamp to show areas not washed properly. Pay close attention to knuckles and cuticles.

### **Warranty Statement: Glo Germ Products**

All Glo Germ™ products are fully guaranteed to work as represented. They are being offered unconditionally to customer satisfaction to function as represented and no other guarantee is expressed or implied. If unsatisfied, the Glo Germ Company will refund the full purchase price upon returning the product. Glo Germ Company does not assume any responsibilities resulting from misuse or accidents, spillage and mishandling. The batteries are guaranteed to be fresh on the date of purchase.

# Training Materials



## Glo Germ Nail Brush

Our Nail Brush is the perfect add on item to any of the Glo Germ products being used in hand washing demonstrations.

**GGNB.....\$6.95**



## Activity Sheets Grades K-6

Games, puzzles, and pictures to color that teach children the importance of proper hand washing. Each set has sheets for grades K-6. Available in English and French

**AS.....\$1.95**


\*Available for FREE download on our website.



# Germ's Away! Children's Workbook

Six pages of activities and coloring in this 5 1/2" x 8 1/2" workbook help kids learn how to stop the spread of germs. They will learn the best way to wash their hands to remove the germs and about covering their coughs and sneezes. They are suitable for schools, after-school programs, day care centers, clinics, hospitals, or any educational event for children.

GACW.....\$1.75

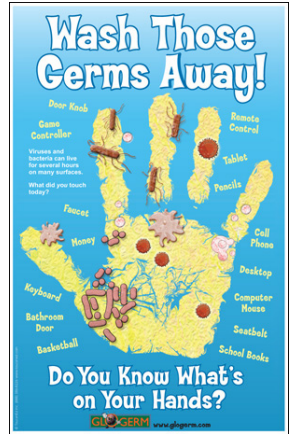


# Wash Those Germs Away! Poster

The creepy hand on this poster is crawling with reminders of common surfaces where germs lurk. It graphically reinforces the message of why children need to wash their hands.

11x17 Laminated Poster

WTGAP.....\$9.95




# Wash Your Hands! Poster

Encourage children to wash their hands. This poster illustrates how children should wash their hands for 20 seconds by singing happy birthday two times.

11x17 Laminated Poster

WYHP.....\$9.95



# Miscellaneous



## Buster Mascot

This is Buster, our mascot. He is about 6 inches tall, round and soft. Great for awards, gifts or reward for proper hand washing.

BM.....\$9.95



## Glo Germ Black Carry Case

This large sized, sturdy plastic carrying case includes a helpful handle and is lockable. It is a great way to transport your Glo Germ kit and other training tools. Designed and built to last. Inside dimensions: 8" tall, 13.5" wide and 3" deep

GGBC.....\$23.95

## Classroom Hand Washing Chart



Buster's Classroom Hand Washing Chart

### Did you?

1. Wet your hands with WARM water.
2. Place a small amount of SOAP in your hands.
3. Rub your hands together for 20 seconds. *(Don't forget your palms, the backs and fingers, and behind your ears, the back of your hands.)*
4. Rinse away the GERMS with warm water.
5. DRY your hands with a clean paper towel.
6. Use the paper towel to turn OFF the water.

STUDENT'S NAME	MONDAY	TUESDAY	WEDNESDAY	THURSDAY	FRIDAY	
						8



www.GloGerm.com

Use Buster's Best Hand Washer for the week of: \_\_\_\_\_

This laminated hand washing classroom chart is a perfect reminder for kids to wash their hands. Keep track of hand washing throughout the day for each child and award your "best hand washer" of the week.

HWCC.....\$6.50

# Social Media



Like our Facebook pages and Follow us on Twitter for exclusive deals and the most up to date information.

<https://www.facebook.com/glogermcompany>

<https://www.facebook.com/sorenomoreofficial>

<https://twitter.com/glogerm>

<https://twitter.com/SoreNoMoreUT>

# Sore No More!

## Natural Pain Relieving Gel

### What is it?

Sore No More is a blend of plant extracts with the refreshing scent of orange peel and witch hazel, and the deep-heating strength of menthol.

### How does it work?

Sore No More works by having a topical anesthetic effect that depresses cutaneous sensory receptors. When these natural ingredients are combined together in precise amounts, they have a synergistic effect that detoxifies tight sore joints, relieves arthritic pain, muscle soreness, inflammation and provides immediate relief of back pain.

\*No animal by-products or testing

\*Non-staining

\*Oil, Wax & Alcohol Free

\*100 % All Natural





Order Online: [www.SoreNoMore.com](http://www.SoreNoMore.com)  
 By Phone: 800.842.6622  
 By Fax: 435.259.5930  
 Or send order form with check or money order to:  
**Sore No More™ - PO Box 189 - Moab, UT 84532**

Name: \_\_\_\_\_

Company: \_\_\_\_\_

Address: \_\_\_\_\_

City: \_\_\_\_\_ State \_\_\_\_\_ Zip Code \_\_\_\_\_

Phone: \_\_\_\_\_ Fax \_\_\_\_\_

Credit Card: \_\_\_\_\_ Exp \_\_\_\_\_

We accept: VISA, MASTER CARD, AMERICAN EXPRESS DISCOVER

**Quantity**

\_\_\_\_\_ 2 oz jar @ \$6.25 = \_\_\_\_\_

\_\_\_\_\_ 4 oz jar @ \$11.00 = \_\_\_\_\_

\_\_\_\_\_ 8 oz jar @ \$20.35 = \_\_\_\_\_

\_\_\_\_\_ 8 oz Flip Top @ \$20.35 = \_\_\_\_\_

\_\_\_\_\_ To Go Packets (Qty 12) @ \$6.50 = \_\_\_\_\_

**Cases of 12 - Buy 10, get 2 Free and Free Shipping**

\_\_\_\_\_ 2 oz Case @ \$62.50 = \_\_\_\_\_

\_\_\_\_\_ 4 oz Case @ \$110.00 = \_\_\_\_\_

\_\_\_\_\_ 8 oz Case @ \$203.50 = \_\_\_\_\_

\_\_\_\_\_ 8 oz Flip Top @ \$203.50 = \_\_\_\_\_

\_\_\_\_\_ Gallon @ \$250.00 = \_\_\_\_\_

8.60% Tax (UT Residents Only) = \_\_\_\_\_

Shipping (See Chart Below) = \_\_\_\_\_

**Total** \$ \_\_\_\_\_

**Shipping & Handling**

<u>Mdse. Cost</u>	<u>S/H Charge</u>	<u>Mdse. Cost</u>	<u>S/H Charge</u>
\$1-\$10	\$7.20	\$200.01-\$250	\$22.00
\$10.01-\$20	\$8.00	\$250.01-\$300	\$27.00
\$20.01-\$45	\$10.00	\$300.01-\$400	\$33.00
\$45.01-\$100	\$12.00	\$400.01-\$500	\$39.00
\$100.01-\$150	\$16.00	\$500.01+ add 6.75% of order total	
\$150.01-\$200	\$18.00		

**All shipping quotes are valid Continental US Only \* Subject to Change\***



Order Online: [www.GloGerm.com](http://www.GloGerm.com)  
 By Phone: 800.842.6622 By Fax: 435.259.5930  
 By Email: [info@glogerm.com](mailto:info@glogerm.com)  
 Or send order form with check or money order to:  
**Glo Germ™ - PO Box 189 - Moab, UT 84532**

Name: \_\_\_\_\_

Company: \_\_\_\_\_

Address: \_\_\_\_\_

City: \_\_\_\_\_ State \_\_\_\_\_ Zip Code \_\_\_\_\_

Phone: \_\_\_\_\_ Fax \_\_\_\_\_

Email: \_\_\_\_\_

Credit Card: \_\_\_\_\_

Expiration: \_\_\_\_\_ CVV: \_\_\_\_\_

We accept: VISA, MASTER CARD, AMERICAN EXPRESS and DISCOVER

Total Cost from Ordering Worksheet	_____
Tax 8.60% (Utah Residents Only)	_____
Shipping/Handling	_____
<b>Order Total</b>	_____

Shipping and Handling Worksheet	
Total Merchandise Cost	Shipping/Handling Cost
\$1-\$10	\$7.20
\$10.01-\$20	\$8.00
\$20.01-\$45	\$10.00
\$45.01-\$100	\$12.00
\$100.01-\$150	\$16.00
\$150.01-\$200	\$18.00
\$200.01-\$250	\$22.00
\$250.01-\$300	\$27.00
\$300.01-\$400	\$33.00

# Glo Germ Ordering Worksheet

(Include with order)

ITEM#	PAGE#	PRICE	QTY	TOTAL
GGP	3	\$ 17.50		
GGYP	3	\$ 17.50		
GGOP	3	\$ 17.50		
GA	3	\$ 48.50		
GGO8O	4	\$ 18.95		
GGG8O	4	\$ 18.95		
1gGEL	4	\$ 271.20		
MG2O	4	\$ 6.50		
MG2O5FPO4	4	\$ 26.00		
MISTSC	5	\$ 30.00		
RFMST	5	\$ 16.75		
MSTCMB	5	\$ 40.25		
SCD	5	\$ 9.95		
GGMK	6	\$ 11.00		
PMK	6	\$ 36.95		
KTMST	7	\$ 73.50		
GCCRK	7	\$ 225.00		
MSTD LXG	7	\$ 133.75		
MSTD LXO	7	\$ 133.75		
KIT1003G	8	\$ 71.50		
KIT1003O	8	\$ 71.50		
KIT1006G	8	\$ 92.50		
KIT1006O	8	\$ 92.50		
GKG6	8	\$ 135.50		
GKGO	8	\$ 135.50		
UVLL1003	9	\$ 20.50		
UVLL1006	9	\$ 35.50		
GLT6	10	\$ 87.50		
GLBX	10	\$ 67.50		
GGNB	15	\$ 6.95		
AS	15	\$ 1.95		
GACW	16	\$ 1.75		
WTGAP	16	\$ 9.95		
WHYP	16	\$ 9.95		
BM	17	\$ 9.95		
GGBC	17	\$ 23.95		
HWCC	17	\$ 6.50		



## *Mission Statement*

Our commitment is to increase awareness in infection control and promote better health and hygiene practices. We strive to provide tools for medical research while participating in community projects and serving our customers to the highest standard.

